


LS ZERO



DARK

The contemporary interpretation of the classic LS 990: LS ZERO sits flush-mounted in the wall and captures the design of the iconic switch with a narrow frame. It thus integrates consistently and perfectly in walls, ceilings and furniture fittings.

LS ZERO

Frame material

Lacquered thermoplastic

Compatible with all covers from the LS range.



Switch



Rotary dimmer



Switch/socket combination



F 40 push-button 4-gang



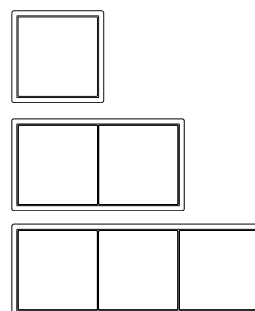
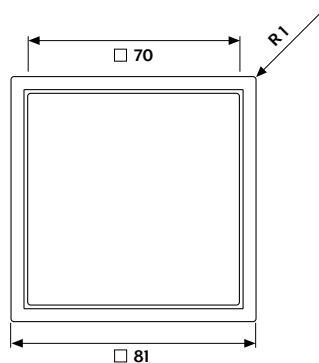
F 50 push-button 4-gang

Frame size

1-gang 81 mm x 81 mm

2-gang 81 mm x 152 mm

3-gang 81 mm x 223 mm



Flush-mounting adapter size

For flush-mounting and 3 mm installation height

1-gang 130 x 130 x 12,5 mm

2-gang 130 x 201 x 12,5 mm

3-gang 130 x 272 x 12,5 mm

Suitable for plaster or plaster-board with a thickness of 12.5 mm.

The frames can be installed horizontally or vertically.

